

RESULT OF AUXILIARY TREATMENT WITH LASER ACUPUNCTURE IN ATOPIC DERMATITIS OF A DOG by LASER CLASS IIIB

DVM Patricia A. Hoffmann Barzotto

Acupunturist – Abravet Member

Physical Rehabilitation CCRP

Clinica Veterinaria Lagoa

Florianopolis–SC

WALT 2018

INTRODUCTION AND HYPOTHESIS

- ▶ Canine atopic dermatitis is a inflammatory skin disease that usually demanding multimodal treatment, genetic origin and characterized by intense and generalized pruritus
- ▶ The oral glucocorticoids, ciclosporin and oclacitinib are effective for treatment of chronic canine AD and topical and/or systemic antimicrobials, adequate hair and skin care with emollient shampoos, and feeding care to avoid food allergens, flea bites, etc

<https://www.ncbi.nlm.nih.gov/pmc/articles/PMC4537558/#CR4>

INTRODUCTION AND HYPOTHESIS

- ▶ According to the TCVM theory the clinical effects of acupuncture might be closely connected with the appropriate acupoints selection during the treatment

<https://www.ncbi.nlm.nih.gov/pmc/articles/PMC5735645/>




INTRODUCTION AND HYPOTHESIS

- ▶ Researches have shown that Acupuncture or Laser Acupuncture or Eletroacupuncture enhances generation of nitric oxide and increases local circulation, modulation in the levels of cytokines, growth factors and inflammatory mediators, and increased tissue oxygenation, modulation of reactive oxygen species (ROS), etc

<https://www.ncbi.nlm.nih.gov/pmc/articles/PMC5735645/>

INTRODUCTION AND HYPOTHESIS

- ▶ The dog reported was a female, Bela 13 years old, mixed breed, neutered, presented itching and alopecia at dorsal, ventral, perineal, paws and face, more than one year treated with antibiotics and bathing with an emollient shampoo and antiseptics. The owner decided for complementary medicine to assist in the long treatment then it was started low level laser therapy on our clinic on December, 2017
- 

INTRODUCTION AND HYPOTHESIS

- ▶ The elderly animal has Qi deficiency, and failure of the stomach and spleen to transform food in Xue, dry skin due to liver's blood deficiency and pruritus due to wind heat
- ▶ The low level laser therapy was applied at the main acupuncture points, large intestine 4, heart 7, gallbladder 31 and 39, lung 7, stomach 36, some additional points bladder 23/52, governing vessel 14, to stimulate immunity and reduce itching recovering hair and skin, additionally weekly baths with nanomelaleuca 2% (tea tree)

METHODS

- ▶ The low level laser therapy applied was a Physiolaser Olympic (RJ-Waldekirch-Germany-1717224), super pulsed 904nm, pen * 90watts/1cm² , 2 joules per point, 30seconds to 1 minute, once a week, 3 weeks, at main acupuncture points, large intestine 4, heart 7, gallbladder 31 and 39, lung 7, stomach 36, additional points bladder 23/52, governor vessel 14, at the first session
- ▶ Nogier frequency- A"
- ▶ Usually latex gloves or plastic wrap

* Tip 0,4mm

ACUPOINTS– 4 SESSIONS

- ▶ **Large intestine 4 (Hegu):** between 1^o and 2^o metacarpal bones on the radial side: to expel wind, heat, to activate the circulation of Qi and Xue and transform damp and heat
- ▶ **Heart 7(Shenmen) :** on the transverse crease of carpal joint, in the depression lateral to flexor carpi ulnaris: to refresh heat of xue
- ▶ **Lung 7(Lieque):** proximal to the styloid process of radius: to dispel wind and regulate Qi of Ren Mai

ACUPOINTS – 4 SESSIONS

- ▶ **Gallbladder 31 (Fengshi):** on the midline of the lateral aspect of the thigh: to expel wind and command Qi /Xue
 - ▶ **Gallbladder 39 (Xuanzhong):** 3 cun above the tip of the lateral malleolus: to dispel wind, damp and heat-damp and excess yang of gallbladder
 - ▶ **Stomach 36 (Zusanli):** in the depression in the middle of the cranial tibialis muscle: to strengthen Wei Qi, Shen Qi and Yuan Qi
- 

ACUPOINTS EXTRAS– 1 SESSION

- ▶ **Governing Vessel 14(Dazhui):** on the midline between C7 and T1:
tonification of Qi defensive
dispels wind–heat, urticaria
- ▶ **Bladder 23/52(Shenshu/Zhishi):** 1,5cun lateral to the caudal border of spinous process of L2, and more 1,5cun lateral:
tonifies the kidney Qi and essence, drain damp

RESULTS

- ▶ The itching was reduced to one third, hair and skin were completely recovered in 3 weeks
- ▶ The quick session and painless application

CASE REPORT BELA

ATOPIC DERMATITIS



1st Visit



1st Visit

CASE REPORT BELA ATOPIC DERMATITIS



1st to 4th Session –
acupoint LI4



1st Session –
eyelid injury 5J

CASE REPORT BELA ATOPIC DERMATITIS



1st to 4th Session–
acupoint ST36



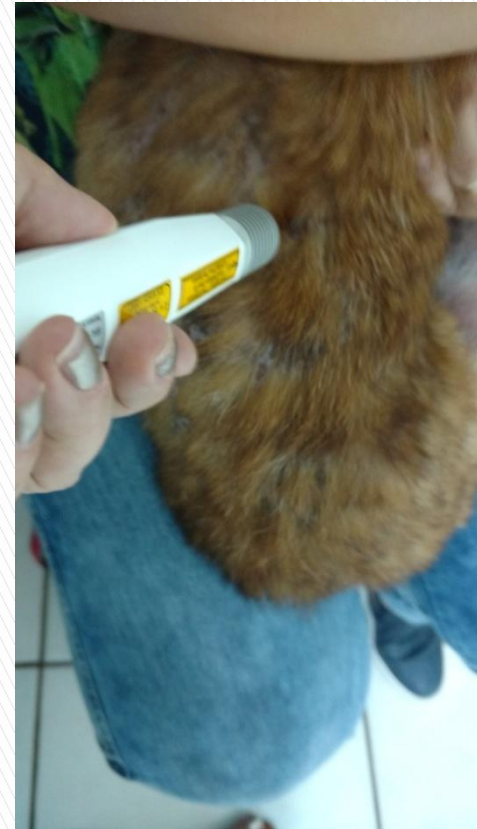
1st to 4th Session–
acupoint GB39

CASE REPORT BELA

ATOPIC DERMATITIS



1st Session– GV14

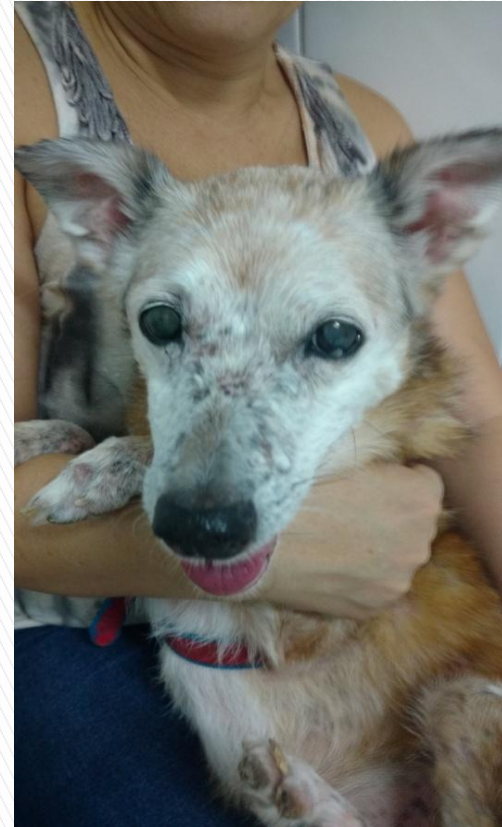


1st Session – BL23/52

CASE REPORT BELA ATOPIC DERMATITIS



2nd Session
scab eyelid injury



Outcome
in the 3rd week

CASE REPORT BELA ATOPIC DERMATITIS



Outcome
in the 3th week




4th week

CONCLUSION

- ▶ The dose of 2J/ point, once a week for 3 weeks in the main acupuncture points large intestine 4, heart 7, gallbladder 31 and 39, lung 7, stomach 36, presented a satisfactory outcome of hair and skin to atopic dog due to a chronic disease, however, the triggering factors of atopic dermatitis should be investigated

World Small Animal Veterinary Association (WSAVA)

- ▶ 2010 recognized the 5th vital parameter:
 - ▶ Temperature
 - ▶ Pulse
 - ▶ Breathing
 - ▶ Pain assessment
 - ▶ Nutritional assessment
- 

The Villains

